



WEVER & DUCRÉ
LIGHTING

HEXO WALL mini 1.0

300420B0

Project

Type

Notes

Quantity

Date

GENERAL

Wall , Surface

Black Matt

RAL 9005^a

IP20

Interior

Output: 405^b, 425^c lm

CIE flux code: 94 98 100 100 88

LED

Lamp PAR16

Socket GU10

max. per socket 12.0 W

CRI ≥ 90

ELECTRICAL

100 - 240 V

LED Inset 6.5 W

Class 1

PHYSICAL

Diameter 77 mm


Height 115 mm

0.23 kg

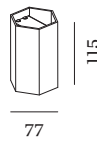
^a Color may deviate slightly due to production conditions.

^b PAR16 LAMP 2700K CRI90

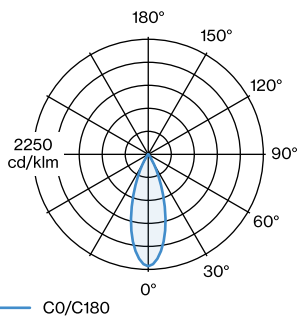
^c PAR16 LAMP 3000K CRI90



Hexagonal wall surface mounted luminaire made from aluminium; surface Black Matt; powder coated; matt texture; RAL 9005; direct light distribution; lamp socket GU10; lamp type PAR16; max. 12W; 100 - 240 V; lamp not included; degree of protection IP20; Class 1;



LIGHT DISTRIBUTION





WEVER & DUCRÉ
LIGHTING

HEXO WALL mini 1.0

300420B0

LAMPS

PAR16 LED Lamp

TYPE	COLOUR	Ø · H (MM)	ORDERCODE
2700K >90 CRI GU10	Black	∅50 · 60	9 0 1 2 2 8 B 3
3000K >90 CRI GU10	Black	∅50 · 60	9 0 1 2 2 8 B 5
2700K >90 CRI GU10	White	∅50 · 60	9 0 1 2 2 8 W 3
3000K >90 CRI GU10	White	∅50 · 60	9 0 1 2 2 8 W 5
2700K >80 CRI GU10	Silver	∅50 · 60	9 0 5 2 2 7 S 2
3000K >80 CRI GU10	Silver	∅50 · 60	9 0 5 2 2 7 S 4